

SPOTLIGHT

VOLUME 2 ISSUE#2 PAGE 1

MCAA Newspaper

OCTOBER 2023

The History Behind Halloween By Rachel Granger

Halloween is a special day that happens every year on October 31. This year, Halloween took place on a Tuesday. This holiday has a long history that goes all the way back to the ancient Celtic festival called Samhain, which celebrated harvest, the end of Summer, and the incoming Winter. During this festival, people used to light bonfires and dress up in costumes to keep away ghosts, which they believed damaged their crops.

In the eighth century, Pope Gregory III decided to honor all saints on November 1. Some of the traditions from Samhain were incorporated into this new celebration, which became known as All Saints Day. The night before All Saints Day was called All Hallows Eve, and eventually, it became known as Halloween.

As time went on, Halloween changed and became a day filled with fun activities.

America did not adopt Halloween until the late 19th century after the influx of a large amount of emigrants, even though there were fall celebrations across the country. People started going trick-or-treating, which was based on the old English tradition to go from house to house asking for treats. Carving jack-o-lanterns also became a popular tradition. As a way to keep away spirits, people would carve turnips and carrots alongside festive gatherings and wearing costumes. Of course, eating treats is also a big part of Halloween!

Halloween is a holiday that has a rich history and has evolved into a day of fun and excitement for everyone to enjoy.



This article was adapted from the content found at *History* article titled "[Halloween 2023](#)"

Group Costume Ideas

By Aubrey spence

- Power Puff Girls
- M&M's
- SpongeBob & Friends
- Willy Wonka Characters
- Scooby-doo & Friends
- Strawberry Shortcake
- Teen Titans
- Wizard of Oz
- Mario & Friends
- Rock, Paper, Scissors
- Teletubbies
- Care Bears
- Toy Story Toys
- Power Rangers
- Big Hero 6
- Despicable Me



2 Sentence Horror Stories

Collected and organized by Aubrey Spence

When we moved into our new house, our parents said we could write something on the walls in the basement, since we were going to paint over them anyway. But when my brother and I wrote 'Hello' across the chipped surface, we weren't expecting a response. (reddit-doomed-kelpie)

I donated a kidney to save a child's life, and everyone praised me for that. I donated six more, and now everyone looks at me with a frightened face. (reddit-LoriExtraordinary)

It's been a year since I saw my mother. She said if I misbehave she'll take my hearing too.

"You can bring back 3 people from the dead, as soon as you say their last name they'll be alive again"
 "So as long as I don't say Hitler or Stalin we'll be good right?"



The Nun II Review By Preet Thind

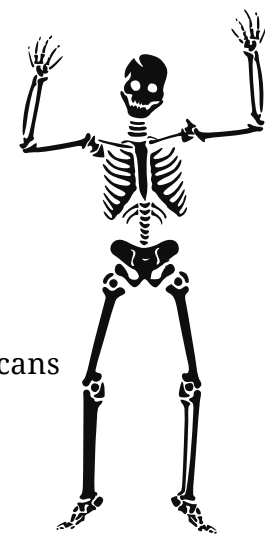
The Nun II had a very exciting buzz around the news of its release and making. The First *Nun* movie came out in 2018 and, after a long wait of five years, we finally got a sequel. Starring Taissa Farmiga as Sister Irene, Storm Reid as Sister Debra, Jonas Bloquet as Maurice, and, of course, Bonnie Aarons as the Nun, *the Nun II* is about a one of a kind mystery that takes place in a church in France. Sister Irene and Sister Debra work as a team to piece together the clues to solve the conundrum.

I would definitely recommend watching *Nun II*. If you're one of those people who make jokes while watching scary films, this movie has plenty of opportunities for that. While the jump scares or suspense will maybe never match up to the originals, it was a good attempt. Something that could've been better would be ACTUALLY including the Nun in the movie. You would assume you would be seeing the demon VALAK more because of the expectations set by the trailer with the Nun's face plastered everywhere; however, that was definitely not the the case. Following that, what we thought was going to be the main plot of the film, based on the ending of *Nun 1*, was not used nearly as much as they should have. All that said, compared to the first *Nun*, the second one is better.

Saihej Grewal said, "I would say that it was a good movie Cinematographically: good actors and good CGI; but the storyline was a little predictable and not as scary as I would expect it to be. The jump scares were good and overall it was a good movie and I would recommend it to others."

Spooky Cinnamon Rolls

By Abigail Miller



Cinnamon Roll Guts

In this recipe you will need:

- Pillsbury cinnamon roll cans
- Red food dye

Steps:

1. Preheat oven to 400°
2. Open can and unravel each cinnamon roll into a line
3. Attach each end to the other into the guts shape
4. Bake for 15 minutes
5. Use the icing that came with the dough and mix with red food coloring to desired color
6. Pour over cinnamon rolls
7. Enjoy!

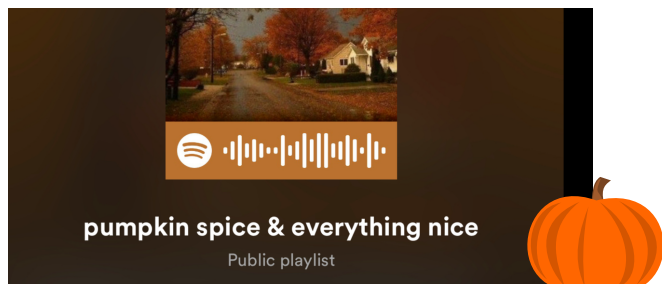
Overall this was a fun, easy recipe ready within 20 minutes. I came up with it through Pinterest pictures. If you have a halloween party coming, up I recommend it.

Halloween Movie Poll

Texas Chainsw Maassacre	10
Nightmare On Elm Street	9
Scream	51
SAW	23
The Exorcist	28
Friday the 13th	17
It	14
Other	54

Fall Playlist

Hey Dragons, check out this awesome fall/halloween playlist--Pumpkin spice & everything nice. Yearbook staff member Aubrey Spence curated this playlist specially for you and for this edition of *The Spotlight!*




DIY Ghost hanging decorations

By Sofia Alonzo

For this DIY craft you will need:

- White Paper
- Color pencils or markers
- Scissors
- Tape
- String



5 Minute Crafts Review:

Instead of buying Halloween decorations that are expensive, why not make your own DIY Halloween decorations that are just as good as the ones you can buy at Spirit Halloween? I came across a DIY Ghost Hanging decoration on 5 Minute Crafts. This was an entertaining experience to make a DIY Ghost hanging decoration for Halloween. The craft was fun and easy to make. The video made it look harder than it actually was because it is an origami, so there are a lot of steps and it takes patience. My DIY decor looks pretty similar to the decor on 5 minute crafts. You only need 5 items and you can find them anywhere in your house. The Ghost decoration took me about 30-45 minutes to make. You can make different characters like a bat, a cat, a witch hat and a pumpkin. The characters can also be different colors and designs. Its safe and fun for kids too!



Meme of the Spooky Season

Officially the scariest Halloween decorations I've ever seen.



Five Nights at Freddy's Review

By Anthony Guzman

The long-awaited Five Nights At Freddy's movie was released on October 27th after being announced in 2015. The movie follows Mike Schmidt who cares for his younger sister, Abby. In order to keep social services from taking away Abby, Mike lands a job at Freddy Fazbear's Pizza. The story is mainly based on the books, most notably, The Silver Eyes, as well as the concept of the game, which is really interesting, but don't expect it to be full-on game series lore.

The movie itself was quite entertaining. The casting of the characters were pretty good, the actors all played their roles really well because each character felt really alive and not scripted. The music in the movie was really good and even had iconic fan made tracks, such as songs by The Living Tombstone and amazing introduction music which is really nostalgic. The movie wasn't overly scary and is driven by its focus on the story, but there were some jumpscare at times which really caught me off guard. Some parts of the movie are pretty gory, so I wouldn't advise bringing your younger sibling to watch this and expect it to be wholesome UNLESS you want to traumatize them!!! Speaking of wholesome, there are some scenes that really pull away from its horror label, but that can be a good thing because it can generate a "calm before the storm" kind of feeling that can really intensify the rest of the scenes. This movie really reminded me of my childhood and how scared I was of the series, which I'm glad to see brought to life. If you are a fan of the Five Nights at Freddy's series, or a fan of movies that aren't quite horror, but not child-friendly that focus on the story, then you should definitely consider watching this movie!

Best Places to Trick or Treat

By Preet Thind

Do you trick or treat? This would include common motives (lots of candy) and the never-ending hunt for the neighborhood with full-size candy bars.

After talking to some of our students, here are some neighborhoods with the highest possibility of getting king-size candy bars.

-Plumas Lake Neighborhoods-
This might be a bit of a drive but grab a bunch of your friends and find a huge neighborhood in the Plumas Lake area.

-Edgewater-
this neighborhood is so big, that somebody has to have good candies.

If you're in Yuba City, the Butte Vista neighborhood as well as the neighborhoods near Greenwood Park are huge neighborhoods that might be worth visiting.

"Olivehurst isn't probably the best place to go Trick-or-Treating, but the candy haul in the end might just be worth the risk. If it's a big group of your friends, you should be fine."-Miguel Silva, 10th

"Plumas Lake is like the best place to go trick-or-treating. Every year we go, my neighborhood decorates a lot and a bunch of houses give full-size candy bars." -Cali Odesha, 10th

Remember guys, you never know what type of creeps and ghouls might be stalking around. Be aware and stay safe!!

Thinking About Working for Bishop's Pumpkin farm?

Voices of our employed students

Bishop's Pumpkin Farm is a local pumpkin patch and much more. They hire many young people from around the area and attract people from all over to celebrate fall and the spooky season. This year, many of our students found themselves working Bishop's for the fall season. We talked to a few of the newspaper staff who worked Bishop's this fall.


What did you like about working at Bishop's Pumpkin Farm?

"During my 2 years working there, I enjoyed being able to work with new people, get to know people a lot, and make new friendships. I also liked how when things got rough and we got behind, we always got serious, worked together, and kept coming through. Overall, it was a good experience both years and I would 100% come back for a 3rd if I wasn't going to college next year."
-Owen Jones, 12th

"I really enjoyed working in the petting zoo, especially with the goats and sheep. I totally enjoyed watching that safety video on repeat for hours."
-Leeah Merrill, 11th

"I liked my managers. Also, if you work, you get free fountain drinks. During October weekends, you get \$5 employ lunch. Working at the farm took up all my free time; it was a lot on my body, mentally and physically. Going to school was hard because I was so tired, but it was fun working there and I'm going back next year. I hope to see you there!"
-Rachel Granger, 11th

"I worked as an attractions cashier (selling tickets), and I enjoyed interacting with all different types of people. I had to be quick on my feet a lot of the time so I was rarely bored. I also had fun working alongside friends from school (shout-out to Lucy!)."
-Ben Oliver, 11th



By Aubrey Spence